



CATALOGUE 2023 - 2024

HYDRAULIC VERTICAL LOG SPLITTERS
SAW BENCHES





From 1977







MAKE INNOVATION IS OUR PASSION



CUT	MODEL	Ton	CONTROLS	POWER SUPPLY					Page	
				HVP	V.PF	EL	VS	Kombi		
VERTICAL LOG SPLITTERS	 max 54 cm	 ALPINO	6.5 - 8.5	 <i>Exclusive THOR system</i>	✓		✓	✓		06 - 07
	 max 54 cm	 MIGNON	9 - 11	 <i>Exclusive THOR system</i>	✓		✓	✓	✓	08 - 09
	 max 104 cm	 FARMER	13 - 15 - 18	Standard	✓	✓ ✓ ✓	✓			12 - 13
	 max 124 cm	 FARMER DIAVOLIK	22 - 25 - 30	Standard		✓ ✓ ✓	✓		✓	14 - 15
	 max 124 cm	 MAGIK	13 - 18 - 20	 <i>Exclusive THOR system</i>		✓ ✓ ✓	✓	✓	✓	22 - 25
	 max 123 cm	 DIAVOLIK STOP and GO!	25 - 30	 <i>Exclusive THOR system</i>		✓ ✓	✓		✓	26 - 27
	VERTICAL and HORIZONTAL LOG SPLITTERS	 max 104 cm	 FARMER MULTIUSE	13 - 18	Standard				✓ ✓	
 max 115 cm		 MAGIK MULTIUSE	16	 <i>Exclusive THOR system</i>			✓	✓		33 - 34

»» INDEX

Saw Benches

	SPLITTING DIAMETER	MODEL	CONTROLS	POWER SUPPLY					Page
				HV	V.PF	EL	VS	Kombi	
SAW BENCHES	 max Ø 28 cm	 KATANA 700	Standard		✓	✓	✓		40 - 41
	 max Ø 30 cm	 KATANA 750	Standard		✓	✓	✓	✓	42 - 43
	 max Ø 30 cm	 TANDEM	Standard	✓	✓	✓		✓	44 - 45

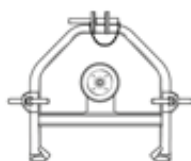
LEGEND




HV Hydraulic connections




HVP Detached pump



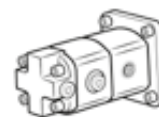
V.PF Fixed pump



EL Electric engine



VS Petrol engine



DP Double pump

CERTIFICATIONS

In addition to the due and natural CE certification required for all products distributed in Europe, **THOR** guarantees to its buyers the certainty and absolute guarantee of its machinery with the quality seal of some of the most prestigious brands in Europe.



EL
Electric engine



VS
Petrol engine



HVP
Detached pump



SPLITTING FORCE
6.5 - 8.5 ton



SPLITTING HEIGHT
max 54 cm



SPLITTING DIAMETER
max 50 cm



CONTROLS
System-LEADER

With the **System-LEADER** controls you can carry out the cutter approach stroke and center the logs while the cutter is in motion with both hands free by using the pedal. Once the log is centered and blocked in the desired position the two control levers are used to split the log.

EL
Electric engine



VS
Petrol engine



HVP
Detached pump



SPLITTING FORCE
9 - 11 ton



SPLITTING HEIGHT
max 54 cm



SPLITTING DIAMETER
max 60 cm

EASYLINE *family*

Hydraulic vertical log splitters

05

«ALPINO

Mod. 6.5 ton
Mod. 8.5 ton



»»»
EXCLUSIVE
THOR
SYSTEM

System
LEADER

«MIGNON **ECO//PROF**

Mod. ECO 9 ton
Mod. PROF 11 ton

6.5 ton
8.5 ton

max
54 cm

max
50 cm

System
LEADER



ALPINO

MODEL	ALPINO					
Splitting force	6.5 ton			8.5 ton		
Adjustable cutter stroke	50 cm			50 cm		
Min. - Max. splitting diameter	5 - 40 cm			5 - 50 cm		
Hydraulic oil tank	6 lt			6 lt		
Lateral log support extensions (EN 609-1:2017)	■			■		
Fall arrest guards (EN 609-1:2017)	■			■		
Controls as standard (Exclusive THOR system)						
ITEM No.	65.100	65.101	85.100	85.101	85.102	85.103
Power supply EL = electric, HVP = tractor, VS = petrol	EL 230 Volt	EL 400 Volt	EL 230 Volt	EL 400 Volt	VS 3200 rpm	HVP 540 rpm
Power required (HP / kW)	2.5 / 1.85	2.5 / 1.85	2.5 / 1.85	4 / 3	5 / 3.8	15 / 11
Working pressure (bar) <i>DP= double pump</i>	230	230	250 / DP	250	250	250
1 st cutting speed (cm/sec)	3.2	3.2	10	5.3	4.5	7,5
2 nd cutting speed (cm/sec)	---	---	1.8	---	---	---
Return speed (cm/sec)	15.2	15.2	12.3	36	30	36
Rear controls coverage	□	□	■	■	■	■
Full wheels (Ø mm)	200	200	250	250	250	250
Working dimensions (<i>W x L / H = 156 cm</i>)	116 x 70	116 x 70	116 x 70	116 x 70	116 x 100	116 x 100
Weight (kg)	106	106	112	115	118	122
Price						

■ = Included as standard // □ = Not available

Shipping Dimensions / Weights: pages 36-37

OPTIONAL ACCESSORIES		
Description	Lifting hook	60° cutter
Item No.	845.201	800.087.K
Price		

A targeted choice for every family!



ALPINO»

Cutter inclined at 6° for reducing split effort

Fall arrest guards INCLUDED

Ergonomically-positioned and comfortable dual-control levers for splitting phase

Extensions on both sides, INCLUDED.

Curved board for the logs for greater splitting performance

Very solid frame structure

Carter for controls coverage for 8.5 tons as standard

Hydraulic oil tank incorporated in the frame

200 mm dia. full wheels, standard on 6.5 ton model

250 mm dia. full wheels, standard on 8.5 ton model

Approved pedal (standard) for approach stroke and log centering

L

W



Approved pedal (standard) for approach stroke and log centering



9 ton
11 ton

max
54 cm

max
60 cm

System
LEADER



MIGNON

ECO //
PROF

MODEL	MIGNON ECO			MIGNON PROF				
Splitting force	9 ton			11 ton				
Adjustable cutter stroke	50 cm			50 cm				
Min. - Max. splitting diameter	5 - 50 cm			5 - 60 cm				
Lateral log support extensions <i>(EN 609-1:2017)</i>	■			■				
Fall arrest guards <i>(EN 609-1:2017)</i>	■			■				
Hydraulic oil tank	8.75 lt	9 lt		9 lt				
Controls as standard <i>(Exclusive THOR system)</i>								
ITEM No.	23.100	23.101	23.102	23.110	23.111	23.112	23.113	23.115
Power supply EL = electric, HVP = tractor, VS = petrol	EL 230 Volt	EL 400 Volt	VS 3200 rpm	EL 230 Volt	EL 400 Volt	VS 3200 rpm	HVP 540 rpm	Kombi EL 400V+HVP
Power required (HP / kW)	3 / 2.2	4 / 3	7 / 5	3 / 2.2	5.5 / 4	9 / 6.7	17 / 12.5	5.5 / 4 - 17 / 12.5
Working pressure (bar) <i>DP = double pump</i>	250	250	250	240 / DP	240	230	240	250
1 st cutting speed (cm/sec)	4	5.3	4.8	7.9	7.2	4.7	6	7.2 - 10
2 nd cutting speed (cm/sec)	---	---	---	1.4	---	---	---	---
Return speed (cm/sec)	25	36	32	8.6	16	12.5	16	16 - 16
Full wheels (Ø mm)	300 ■	300 ■	300 ■	300 ■	300 ■	*	200 ■	200 ■
Pneumatic wheels (Ø mm)	*	*	*	*	*	400 ■	□	□
Working dimensions <i>(W x L / H = 156 cm)</i>	125 x 80	125 x 80	125 x 90	125 x 80	125 x 80	125 x 100	125 x 75	125 x 86
Weight (kg)	153	153	160	158	158	181	155	179
Price								

■ = Included as standard // □ = Not available // * = Optional

Shipping Dimensions / Weights: pages 36-37

OPTIONAL ACCESSORIES				
Description	Lifting hook	60° cutter	Pneumatic wheels	Side hoist
Item No.	845.201	800.113.K	810.025.K	810.039.K
Price				

Hydraulic vertical log splitters

Powerful, safe and persistent! A choice of quality and prestige.



MIGNON > ECO // PROF



Fall arrest guards INCLUDED

Ergonomically-positioned and comfortable dual-control levers for splitting phase

Extensions on both sides, INCLUDED

Curved board for the logs for greater splitting performance

Wheels of big dimensions as standard on some models (see technical data sheet)

Approved pedal (standard) for approach stroke and log centering

OPTIONAL
Newly designed side lift to bring the log for splitting on the work table (Exclusive THOR system)
-
Item No. 810.039.K
-
This accessory can also be mounted on previous versions

L

W



MODELS // FEATURES

EL
Electric engine

HVP
Detached PTO pump

V.PF
Fixed PTO pump

V.PF
Fixed PTO pump external tank



SPLITTING FORCE
13 - 15 - 18 ton



SPLITTING HEIGHT
max 104 cm



SPLITTING DIAMETER
max 90 cm



CONTROLS
Standard

LOG FIXING DEVICE
FIXING WOOD

SPLITTING FORCE
25 - 30 ton



SPLITTING HEIGHT
max 124 cm



SPLITTING DIAMETER
max 100 cm



CONTROLS
Standard



V.PF Fixed PTO pump

EL Electric engine

Kombi Electric + Tractor

22 ton MODEL:

- Cast iron G2 single pump



25 and 30 ton MODELS

- Winch optional
- Aluminum / Cast iron G3 single pump for V.PF model
- Aluminum / Cast iron double pump for EL model



FARMER *family*

Hydraulic vertical log splitters

11

« FARMER



»»»
EXCLUSIVE
THOR
SYSTEM

FIXING
WOOD

FARMER // « DIAVOLIK

13 ton
15 ton
18 ton



max
104 cm



max
90 cm



Standard
Controls






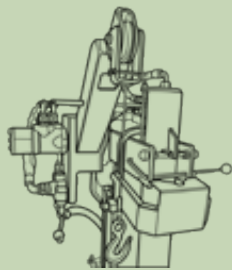
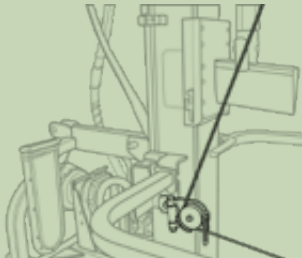
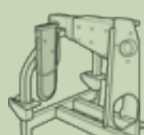


FARMER

MODEL	FARMER					
Splitting height / Cutter stroke	104 cm / 94 cm			104 cm / 94 cm		
Max. splitting diameter	70 cm			90 cm		
Hydraulic oil tank	22 lt			22 lt	37 lt	
Splitting force	13 ton			15 ton	18 ton	
ITEM No.	37.103	37.104	37.101	37.102	39.102	39.110
Power supply EL = electric, HVP / V.PF = tractor	EL 230 Volt	EL 400 Volt	HVP 540 rpm max.	V.PF 540 rpm max.	V.PF 540 rpm max.	V.PF 540 rpm max.
Power required (HP / kW)	3 / 2.2	5.5 / 4	23 / 17	23 / 17	23 / 17	25 / 18
Working pressure (bar) <i>DP = double pump</i>	260 / DP	260	260	260	250	280
1 st cutting speed (cm/sec)	6.7	6	9	9	7	7
2 nd cutting speed (cm/sec)	21.4	19	28	28	16	16
Return speed (cm/sec)	10	9	13.1	13.1	12.7	12.7
Rotation speed in rpm	2800	1400	450	450	450	450
Pneumatic wheels (Ø mm)	400 ■	400 ■	□	□	□	□
3-point connector 1 st - 2 nd cat.	□	□	■	■	■	■
Working dimensions (W x L / H = 263 cm)	113 x 100	113 x 100	113 x 90	113 x 125	113 x 125	113 x 125
Weight (kg)	316	316	300	315	333	380
Price						

■ = Included as standard // □ = Not available

Shipping Dimensions / Weights: pages 36-37

OPTIONAL ACCESSORIES (For descriptions and technical data see pages 18-19)

 Lifting hook	 60° cutter - 13 ton	 Cardan shaft	 Manual winch Pulling force: 250 kg	 Pulley to pull from the bottom
 Chainsaw holder	 Transport trolley 13 / 15 ton	 Timber tong		

A convenient, simple... and reliable choice!



FARMER >>



Two ergonomically positioned levers activate the splitting phase

[A]

Hydraulic oil tank

[B]

Interchangeable self-lubricating Teflon guides



3-point connector 1st-2nd cat.

Special steel cutter

[D]

Log fixing device
(Exclusive THOR system)

[E]

Double protection with integrated lifting hook support

[F]

Lifting hook
(OPTIONAL)


+

[C]

Side hoist

DETAILS >>

pages 16-17



22 ton
25 ton
30 ton



max
124 cm



max
100 cm



Standard
Controls






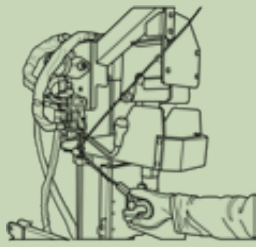
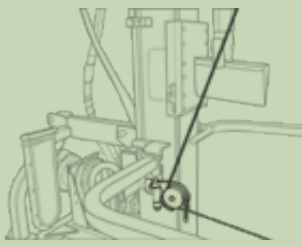
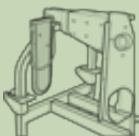

FARMER DIAVOLIK

MODEL	Farmer-DIAVOLIK				
Splitting height / Cutter stroke	124 cm / 114 cm				
Hydraulic oil tank	38 lt (Internal tank)		85 lt (External tank)		
Splitting force	22 ton	25 ton	30 ton		
ITEM No.	47.100	45.100	45.101	45.102	45.103
Power supply EL = electric, V.PF = tractor, Kombi = EL + V.PF	V.PF 540 rpm max.	V.PF 540 rpm max.	V.PF 540 rpm max.	EL 400 Volt	Kombi EL 400V + V.PF
Power required (HP / kW)	30 / 22	46 / 34	50 / 37	7.5 / 5.5	7.5 / 5.5 - 50 / 37
Working pressure (bar) <i>DP = double pump</i>	350	265	315	315 / DP	315 (DP x EL)
1 st cutting speed (cm/sec)	7	8	8	8	8 - 8
2 nd cutting speed (cm/sec)	16	16.8	16.8	17.4	17.4 - 16.8
Return speed (cm/sec)	12.7	14.6	14.6	15.1	15.1 - 14.6
Rotation speed in rpm	450	450	450	1400	1400 / 450
3-point connector 1 st - 2 nd cat.	■	■	■	■	■
Wheels (Ø mm)	□	□	□	□	□
Working dimensions (W x L / H = 316 cm)	110 x 140	110 x 140	110 x 140	110 x 140	110 x 140
Weight (kg)	595	578	675	680	705
Price					

■ = Included as standard // □ = Not available

Shipping Dimensions / Weights: pages 36-37


OPTIONAL ACCESSORIES (For descriptions and technical data see pages 18-19)

 Lifting hook	 Cardan shaft	 Timber tong	 Winch Pulling force: 400 kg	 Pulley to pull from the bottom
 Chainsaw holder	 Board 50 cm with extension and container			

Splitter with high sturdiness and stability for industrial and agricultural use!



FARMER **DIAVOLIK** >>



Manual or remote controlled winch (OPTIONAL) (+)



Two ergonomically positioned levers activate the splitting phase (✓)

Log fixing device (Exclusive THOR system) [H]

Double protection. Foldable at the end of work with integrated lifting hook support [I]

[G] Side hoist foldable at the end of work

Lifting hook (OPTIONAL) (+)

Timber tong (OPTIONAL) (+)

Interchangeable bolted cast iron guides [J]

Tempered and high strength steel cutter [K]

External hydraulic oil tank (Only for 30 ton model) [L]

FARMER // DETAILS

family

THAT MAKE THE DIFFERENCE



Double speed as standard

Internal Hydraulic oil tank, incorporated in the frame / (13 - 15 - 25 ton)
External hydraulic oil tank / (18 - 30 ton)

Interchangeable self-lubricating Teflon guides / (FARMER)
Interchangeable bolted cast iron GS400 guides / (DIAVOLIK)



Log fixing device
(Exclusive THOR system)

While both hands of the operator are engaged on the control levers, the log is held in place by a temporary fixing device which unlocks automatically during the splitting phase by releasing the spring when it comes into contact with the cutter.

ATTENTION:
this device can also be mounted on log splitters not manufactured by us.

Side hoist for logs included, foldable at the end of work, to minimize the overall dimensions of the machine in the restin phase, mounted on the left side of the machine, with double function of fall-protection for logs (EN 609-1:2017)

Special steel cutter / (FARMER)
Tempered and high strength steel cutter / (DIAVOLIK)
6° inclined cut for a greater penetration and less effort






FIXING WOOD - Log fixing device
(Exclusive THOR system)

Double protection, foldable at the end of work, mounted on the right side of the machine for long and short logs (EN 609-1:2017).
Lifting hook support (OPTIONAL) integrated in the protection.

...WHAT MAKE US SPECIAL



[A]+[L]	[A]+[L]
[B]	[J]
[C]	[G]
[D]	[K]
[E]	[H]
[F]	[I]




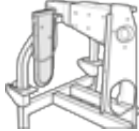

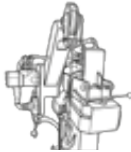




FARMER // >>> OPTIONAL

family



DO YOU NEED A CUSTOMIZED CONFIGURATION...?

FARMER	Item No.	Tractor	Electric	PRICE
 Lifting hook	845.201	*	*	
 60° cutter (13 ton)	845.056.K	*	*	
 Cardan shaft	600.059	*	□	
 Chainsaw holder	845.202.K	*	□	
 Transport trolley (13/15 ton)	845.084.K	*	□	
 Manual winch	845.159.K	*	□	
 Timber tong	845.204	*	□	
 Pulley to pull from the bottom	845.205.K	*	□	

* = Optional // □ = Not available



The innovative exclusive THOR system **"NOT REVERSE Winch"** allows the drum to stop automatically when the cable is completely unwound or when it is completely rewound, without operating errors.

TECHNICAL DETAILS



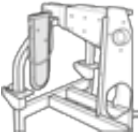
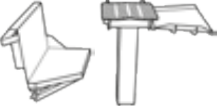

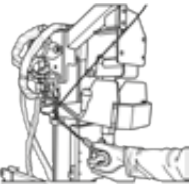


- Hydraulic power supply from an existing plant.
- Manual control valve with automatic cable outlet.
- Cable with hook included. Terminal equipped with safety lock.
- 180° rotating pulley included.

Attention! This winch can also be mounted on the log splitters of our previous versions or on log splitters not manufactured by us.

ACCESSORIES



CHOOSE BETWEEN OPTIONAL ACCESSORIES!

FARMER DIAVOLIK	Item No.	Tractor	Electric	Kombi	PRICE
 <i>Lifting hook</i>	845.201	*	*	*	
 <i>Cardan shaft</i>	600.059	*	□	* V.PF	
 <i>Chainsaw holder</i>	845.202.K	*	□	*	
 <i>Board 50 cm with extension and container</i>	891.057.K	*	*	*	
 <i>Manual winch</i>	891.021.K	*	□	* V.PF	
 <i>Radio controlled winch</i>	891.018.K	*	□	* V.PF	
 <i>Timber tong</i>	845.204	*	□	* V.PF	
 <i>Pulley to pull from the bottom</i>	845.205.K	*	□	* V.PF	

* = Optional // □ = Not available



Board for cutting 50 cm with later extension and container to lift the logs on the split base.



V.PF Fixed PTO pump



EL Electric engine




Kombi Electric + Tractor



VS Petrol engine



Winch
Optional



V.PF Fixed PTO pump external tank



With the **System-LEADER** controls you can carry out the cutter approach stage and center the logs with one hand free (if you use the board you can use the pedal while both hands are free!). Once the log has been centered and clamped in the desired position, the two control levers are used in order to carry out the splitting operation.



CONTROLS
System-LEADER



SPLITTING FORCE
13 - 18 - 20 ton



SPLITTING HEIGHT
max 124 cm



SPLITTING DIAMETER
min 5 - max 90 cm

V.PF Fixed PTO pump



Winch
Optional

Kombi
Tractor + Electric



SPLITTING FORCE
25 - 30 ton



SPLITTING HEIGHT
max 123 cm



SPLITTING DIAMETER
max 100 cm



CONTROLS
STOPandGO!



The **"STOPandGO!"** system allows to electrically control the approach of the cutter up to contact with the log without any risk, with one hand free (using the splitting table you can perform centering with the pedal while both hands are free). Subsequently, if the log is blocked in the desired position it can be split immediately (1st Stop = 8Kg) or, if the log is not fixed, with a second electric impulse (2nd Stop = 30 kg) it can be blocked in a stronger way using a second electronic impulse and then split using the dual electric controls (GO = 30 ton).

»»»
»»»
EXCLUSIVE
THOR
SYSTEM



System
LEADER

TOPLINE *family*
Hydraulic vertical log splitters

21

»» **MAGIK**

Mod. 13 ton
Mod. 18 ton
Mod. 20 ton

»» **DIAVOLIK** *STOP
and GO!*

Mod. 25 ton
Mod. 30 ton

»»»
»»»
EXCLUSIVE
THOR
SYSTEM



MAGIK

A sure and innovative choice ...looking to the future!



Single control
for log centering
(Exclusive THOR system)

Sensor for blocking
the hydraulic flow

Aluminium cutter stroke
adjustment, easily adjustable
to the desired height

Retractable hydraulic cylinder
for easy transport and storage.
H= 190 cm

3-point connector 1st - 2nd cat.
for V.PF and Kombi Models

Two ergonomically
positioned levers activate
the splitting phase

Double side protection, with
lifting hook support integrated,
mounted on the right side of the
machine for both long and short
logs (EN 609-1:2017)

Foldable at the end of work






Interchangeable self-lubricating Teflon guides

Special steel cutter with inclined cut
for greater penetration and less effort

Very wide base for ergonomic
support of the log to be split

Side hoist included (EN 609-1:2017)
mounted on the left side of the machine
with dual function for fall arrest protection.

Foldable at the end of work.



OPTIONALS

MAGIK >>



OPTIONAL

Manual winch.
It can drag logs up to
250 kg in weight from
a distance of 20 m
(Exclusive THOR system)

OPTIONAL

Table for cutting 50 cm
with lateral extension,
**pedal control for the
centering phase**
and container to lift
the logs on the split
board.

OPTIONAL

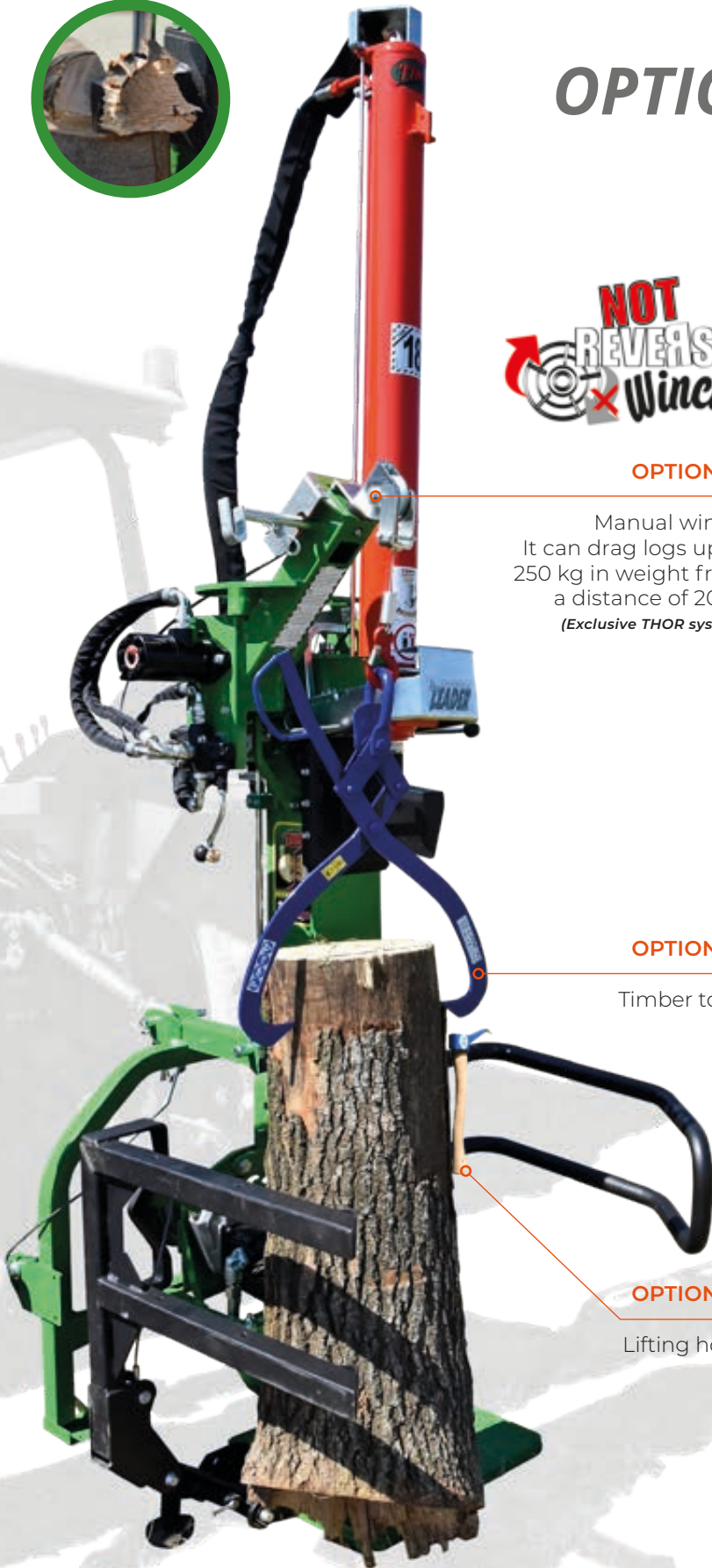
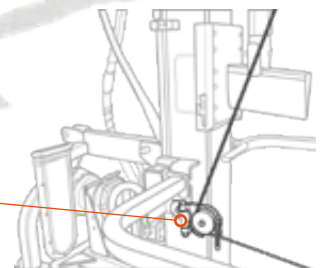
Timber tong

OPTIONAL

Lifting hook

OPTIONAL

Pulley to pull
from the bottom



13 ton
18 ton
20 ton

max
124 cm

min > max
5 > 90 cm

System
LEADER




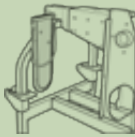
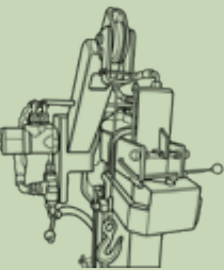
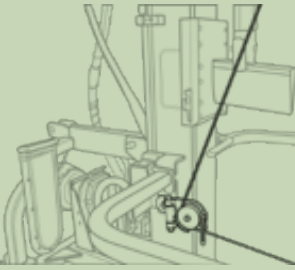




MAGIK

MODEL	MAGIK					
Splitting height / Cutter stroke	124 cm / 114 cm (adjustable)					
Hydraulic oil tank	22 lt					
Splitting force	13 ton					
ITEM No.	34.101	34.102	34.103	34.104	34.105	34.106
Power supply V.PF = tractor EL = electric, VS = petrol, Kombi	V.PF 540 rpm	EL 230 Volt	EL 400 Volt	VS 3200 rpm	Kombi EL 230 V + V.PF	Kombi EL 400 V + V.PF
Power required (HP / kW)	22 / 16	3 / 2.2	5.5 / 4	9 / 6.7	3 / 2.2 - 22 / 16	5.5 / 4 - 22 / 16
Working pressure (bar) DP = double pump	260	250 / DP	250	250 / DP	250 / DP x EL	250
1 st cutting speed (cm/sec)	9	7	6	8	7 - 6	6 - 6
2 nd cutting speed (cm/sec)	28	22	19	25	22 - 18	19 - 18
Return speed (cm/sec)	13	10	9	11.5	10 - 8.5	9 - 8.5
Rotation speed in rpm	450	2800	1400	3200	2800 - 450	1400 - 450
Wheels (Ø mm) F = full / PN = pneumatic	250 F *	400 PN ■	400 PN ■	400 PN ■	250 F *	250 F *
3-point connector 1 st - 2 nd cat.	■	□	□	□	■	■
Working dimensions (W x L / H = 295 cm)	115 x 125	115 x 100	115 x 100	115 x 130	115 x 125	115 x 125
Weight (kg)	380	368	368	388	408	408
Price						

■ = Included as standard □ = Not available // * = Optional

Shipping Dimensions / Weights: pages 36-37

OPTIONAL ACCESSORIES (For descriptions and technical data see pages 28-29)

					
Lifting hook	60° cutter	Cardan shaft	Chainsaw holder		
				Manual winch Pulling force: 250 kg	Pulley to pull from the bottom
Transport trolley, Full wheels 250	Board 50 cm with pedal, extension and container	Timber tong	Timber tong		

With the **System-LEADER (Exclusive THOR system)** controls you can carry out the cutter approach stage and center the logs with one hand free (if you use the board you can use the pedal for the approach stage while both hands are free!). Once the log has been centered and clamped in the desired position, the two control levers are used in order to carry out the splitting operation.

CONTROLS AS STANDARD



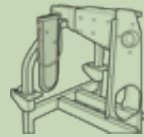
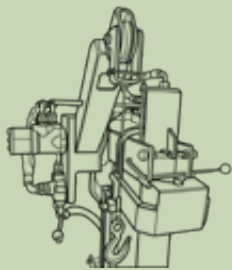
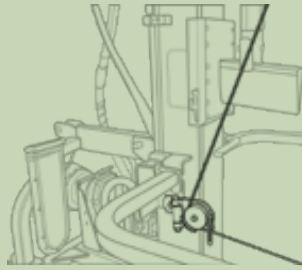

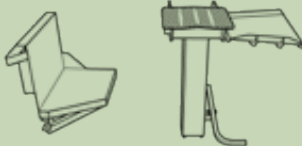

System
LEADER



MODEL	MAGIK				
Splitting height / Cutter stroke	124 cm / 114 cm (adjustable)				
Hydraulic oil tank	23 lt			38 lt	
Splitting force	18 ton			20 ton	
ITEM No.	36.101	36.102	36.104	36.103	36.110
Power supply V.PF = tractor EL = electric, VS = petrol, Kombi	V.PF 540 rpm	EL 400 Volt	VS 3200 rpm	Kombi EL 400 V + V.PF	V.PF 540 rpm
Power required (HP / kW)	24 / 18	7.5 / 5.5	13 / 9.55	7.5 / 5.5 - 24 / 18	27 / 20
Working pressure (bar) <i>DP = double pump</i>	280	280 / DP	280 / DP	280 / DP x EL	315
1 st cutting speed (cm/sec)	7	6.6	6	6.6 - 7	7
2 nd cutting speed (cm/sec)	16	15	14	15 - 16	16
Return speed (cm/sec)	13	12	11	12 - 13	13
Rotation speed in rpm	450	1400	3200	1400 - 450	450
Wheels (Ø mm) <i>F = full / PN = pneumatic</i>	250 F *	500 PN ■	500 PN ■	250 F *	□
3-point connector 1 st - 2 nd cat.	■	□	□	■	■
Working dimensions <i>(W x L / H = 295 cm)</i>	115 x 125	115 x 120	115 x 130	115 x 125	115 x 125
Weight (kg)	414	450	455	465	447
Price					

Shipping Dimensions / Weights: pages 36-37

OPTIONAL ACCESSORIES (For descriptions and technical data see pages 28-29)

			ATTENTION: the winch can be mounted on Kombi models only if the machine is connected to the tractor's 3-point hitch!		
Lifting hook	Cardan shaft	Chainsaw holder		Manual winch Pulling force: 250 kg	Pulley to pull from the bottom
					
Transport trolley, <i>Full wheels 250</i>	Board 50 cm with pedal, extension and container	Timber tong			

■ = Included as standard // □ = Not available // * = Optional

25 ton
30 ton

max
123 cm

max
100 cm

STOP
andGO!

DIAVOLIK

STOP
and
GO!




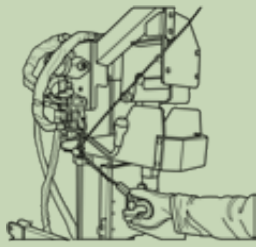
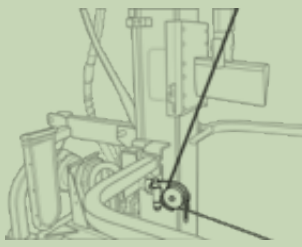
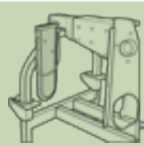



MODEL	DIAVOLIK STOPandGO!			
Splitting height / Cutter stroke	123 cm / 113 cm			
Hydraulic oil tank	38 lt (Internal tank)	85 lt (External tank)		
Splitting force	25 ton	30 ton		
ITEM No.	46.100	46.101	46.102	46.103
Power supply EL = electric, V.PF = tractor, Kombi = EL + V.PF	V.PF 540 rpm max.	V.PF 540 rpm max.	EL 400 Volt	Kombi EL 400V + V.PF
Power required (HP / kW)	46 / 34	50 / 37	7.5 / 5.5	7.5 / 5.5 - 50 / 37
Working pressure (bar) <i>DP = double pump</i>	260	315	315 / DP	315 (DP x EL)
1 st cutting speed (cm/sec)	8	8	8	8 / 8
2 nd cutting speed (cm/sec)	16.8	16.8	17.4	17.4 / 16.8
Return speed (cm/sec)	14.6	14.6	15.1	15.1 / 14.6
Rotation speed in rpm	450	450	1400	1400 / 450
3-point connector 1 st - 2 nd cat.	■	■	■	■
Wheels (Ø mm)	□	□	□	□
Working dimensions (W x L / H = 316 cm)	110 x 140	110 x 140	110 x 140	110 x 140
Weight (kg)	630	678	688	715
Price				

■ = Included as standard // □ = Not available

Shipping Dimensions / Weights: pages 36-37

OPTIONAL ACCESSORIES (For descriptions and technical data see pages 28-29)

				
Lifting hook	Cardan shaft	Timber tong		
			Winch Pulling force: 400 kg	Pulley to pull from the bottom
Chainsaw holder	Board 50 cm with pedal, extension and container			

Splitter with high sturdiness and stability for industrial and agricultural use!



OPTIONAL

Manual or remote controlled winch. They can drag logs from a distance of 20 meters.

12 Volt electric controls unique and with exclusive **STOPandGO!** system



Side hoist included (EN 609-1:2017) mounted on the left side of the machine with dual function for fall arrest protection. Foldable at the end of work



Hydraulic cylinder retractable for storage. H = 215 cm



Electric control for the return stroke of the cutter

Safety sensor and lever protector

Tempered and high strength steel cutter, with a length of 30 cm and 6° inclined cut for a greater penetration and less effort

Interchangeable, bolted GS400 cast iron cutter guides

OPTIONAL

Lifting hook




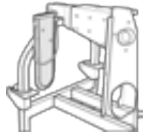


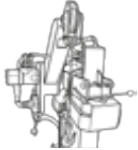


Double side protection, with lifting hook support integrated, mounted on the right side of the machine for both long and short logs (EN 609-1:2017) Foldable at the end of work

DIAVOLIK STOPandGO! >>



TOPLINE family // > OPTIONAL

DO YOU NEED A CUSTOMIZED CONFIGURATION...?

MAGIK	Item No.	Tractor	Electric Petrol	Kombi	PRICE
 Lifting hook	845.201	*	*	*	
 60° cutter (13 ton)	845.056.K	*	*	*	
 Cardan shaft	600.059	*	□	* V.PF	
 Chainsaw holder	845.202.K	*	□	*	
 Transport trolley	845.084.K	*	□	*	
 Board 50 cm with pedal, extension and container	845.250.K	*	*	*	
 Manual winch	845.184.K (13/18 ton)	*	□	*	
	845.190.K (20 ton)	*	□	* V.PF	
 Timber tong	845.204	*	□	* V.PF	
 Pulley to pull from the bottom	845.205.K	*	□	* V.PF	

* = Optional // □ = Not available





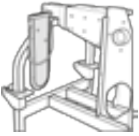


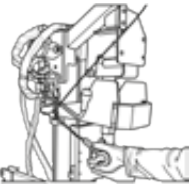

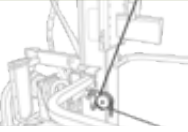
SPLITTING HEIGHT WITH BOARD 50 CM

Board 50 cm with lateral extension, **pedal control for the centering phase** and container to lift the logs on the split base.

ACCESSORIES



CHOOSE BETWEEN OPTIONAL ACCESSORIES!

DIAVOLIK <small>STOP and GO!</small>	Item No.	Tractor	Electric	Kombi	PRICE
 Lifting hook	845.201	*	*	*	
 Cardan shaft	600.059	*	□	* V.PF	
 Chainsaw holder	845.202.K	*	□	*	
 Board 50 cm with pedal, extension and container	891.056K	*	*	*	
 Manual winch	891.021.K	*	□	* V.PF	
 Radio controlled winch	891.018.K	*	□	* V.PF	
 Timber tong	845.204	*	□	* V.PF	
 Pulley to pull from the bottom	845.205.K	*	□	* V.PF	

* = Optional // □ = Not available



The innovative **“NOT REVERSE Winch”** exclusive THOR system allows the drum to stop automatically when the cable is completely unwound or when it is completely rewound, without operating errors.

TECHNICAL DETAILS

- Hydraulic power supply from an existing plant.
- Manual control valve with automatic cable outlet.
- Cable with hook included. Terminal equipped with safety lock.
- 180° rotating pulley included.

Attention:
this winch can also be mounted on the log splitters of our previous versions or on log splitters not manufactured by us.

Attention:
the winch can be mounted on Kombi models only if the machine is connected to the tractor's 3-point hitch!



Manual or remote controlled winch.

VS Petrol engine



SPLITTING FORCE
13 - 18 ton



SPLITTING HEIGHT
max 104 cm



SPLITTING DIAMETER
max 90 cm



CONTROLS
Standard

VS Petrol engine

EL Electric engine *(only upon request)*



SPLITTING FORCE
16 ton



SPLITTING HEIGHT
max 115 cm



SPLITTING DIAMETER
min 5 - max 90 cm



CONTROLS
System-LEADER

With the **System-LEADER** controls you can carry out the cutter approach stage and center the logs with one hand free. Once the log has been centered and clamped in the desired position, the two control levers are used in order to carry out the splitting operation.

*Machines in vertical position refer to the correct working position.
Machines in horizontal position refer only to the transport position.*



MULTIUSE *family*

Hydraulic log splitters
VERTICAL FOR WORKING POSITION /
HORIZONTAL FOR TRANSPORT POSITION

31

« FARMER

MULTIUSE
Mod. 13 ton
Mod. 18 ton

« MAGIK

MULTIUSE
Mod. 16 ton

»»»
EXCLUSIVE
THOR
SYSTEM



System
LEADER

FARMER

MULTIUSE



Double speed as standard

Hydraulic cylinder with a unique position for transport and for work

Sensor for blocking the hydraulic flow

Rear lights bar for road traffic in rest position

Two ergonomically positioned levers activate **the splitting phase**



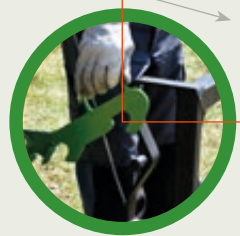


Side protection, with lifting hook support integrated, for long and short logs (EN 609-1:2017)

Foldable at the end of work

Log fixing device (Exclusive THOR system)



While both hands of the operator are engaged on the control levers, the log is held by the temporary fixing device which unlocks automatically during the splitting phase through the release of the spring when in contact with the cutter



Side hoist included (EN 609-1:2017) mounted on the left side of the machine with dual function for fall arrest protection, equipped with hook for resting. >>>

Hydraulic vertical log splitters

MAGIK MULTIUSE

FARMER/MAGIK MULTIUSE



Hydraulic cylinder with a unique position for transport and for work

Two ergonomically positioned levers activate the splitting phase

Sensor for blocking the hydraulic flow

Rear lights bar for road traffic in rest position

Single control for log centering
(Exclusive THOR system)



Interchangeable self-lubricating Teflon guides


Special steel cutter with inclined cut for greater penetration and less effort



Aluminium cutter stroke adjustment easily adjustable to the desired height

Very wide base for ergonomic support of the log to be split

»»» Foldable at the end of work thanks to the rotatable support foot to minimize the machine size



FARMER > 13 ton
MAGIK > 18 ton
16 ton



H max
• 104 cm
• 115 cm



min > max
5 > 90 cm





Standard Controls

System LEADER



FARMER MAGIK MULTIUSE

MODEL	FARMER MULTIUSE		MAGIK MULTIUSE	
Splitting height / Cutter stroke	104 / 94 cm		115 / 105 cm (adjustable)	
Controls	Standard		System LEADER	
Splitting force	13 ton	18 ton	16 ton	
ITEM No.	37.M.111	39.M.121	36.M.120	36.M.121
Power supply: VS = petrol / EL = electric	VS 3200 rpm	VS 3200 rpm	VS 3200 rpm	EL 400 Volt
Power required (HP / kW)	9 / 6.7	13 / 9.55	9 / 6.7	5.5 / 4
Working pressure (bar) DP = double pump	260 / DP	280 / DP	250 / DP	250
Hydraulic oil tank	18 lt	19 lt	23 lt	23 lt
1 st cutting speed (cm/sec)	8	6	6	4.5
2 nd cutting speed (cm/sec)	25	14	14	10.5
Return speed (cm/sec)	11.5	11	11	8.5
Rotation speed in rpm	3200	3200	3200	1400
Side hoist (EN 609-1:2017)	■	■	■	■
Rear lights bar	■	■	■	■
Mud guards	■	■	■	■
Towing hook	■	■	■	■
Public road homologation	*	*	*	*
Working dimensions (L x W x H) cm	290 x 122 x 263		290 x 122 x 268	
Weight (kg)	464	494	558	558
Price				
OPTIONAL ACCESSORIES				
Description	Lifting hook	Digital hour meter	Spare wheel	
Item No.	845.201	400.113.K	845.157.K	
All models	*	*	*	
Price				

Shipping Dimensions / Weights: pages 36-37 ■ = Included as standard // * = Optional

Hydraulic vertical log splitters

Trailed and approved for public roads

NB: Public road homologation on demand



Towing hook approved for Ø 50 ball.
Stabilizer wheel

Pneumatic wheels (4.50.10.C)

Plastic Mudguards

Lights bar for road traffic



Anti-rollover stabilizing feet

Spare wheel (OPTIONAL)



Tipping from transport to work position



expedition DATA

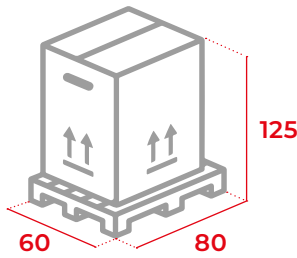
DIMENSIONS & WEIGHTS

Shipping dimensions (overall dimensions in cm) // Pallet Weight

ALPINO

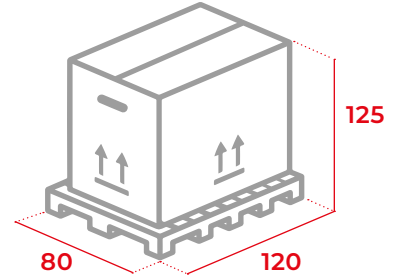


EL + HVP version



Pallet Weight: 7 kg

VS version

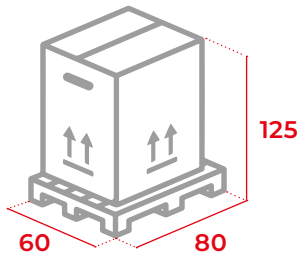


Pallet Weight: 25 kg

MIGNON

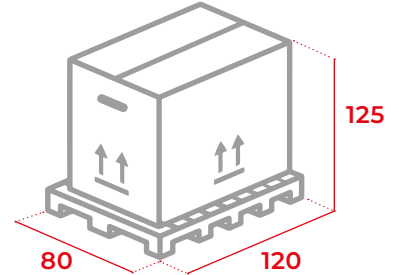


EL version + HVP



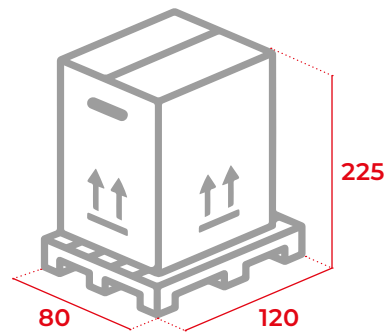
Pallet Weight: 7 kg

VS version + KOMBI



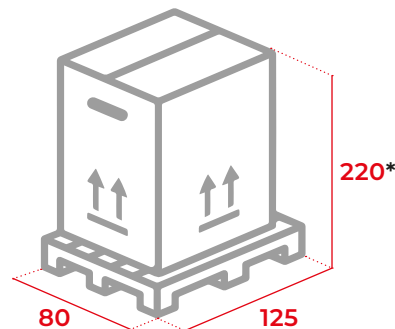
Pallet Weight: 25 kg

FARMER



Pallet Weight: 25 kg

FARMER
DIAVOLIK



Pallet Weight: 25 kg

*(With optional winch mounted: H = 230 cm)

Hydraulic LOG SPLITTERS

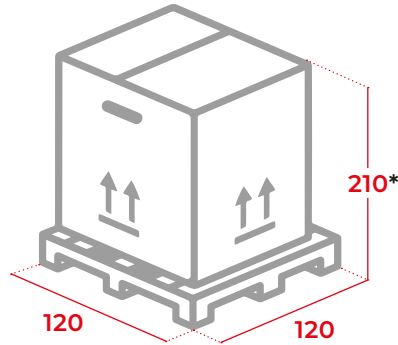
Shipping dimensions (overall dimensions in cm) // Pallet Weight

MAGIK >>



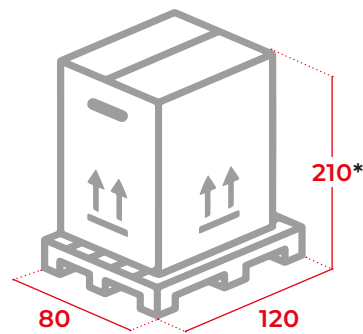
Only **VS** version (Petrol)

Mod. 18 ton



All other versions

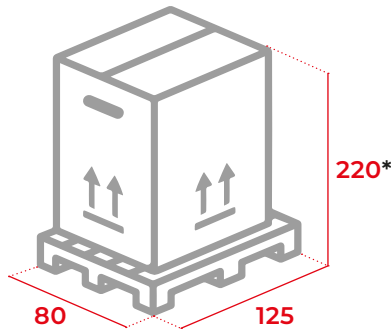
Mod. 13 / 18 / 20 ton



Pallet Weight:
25 kg

*(With optional winch mounted:
H = 218 cm)

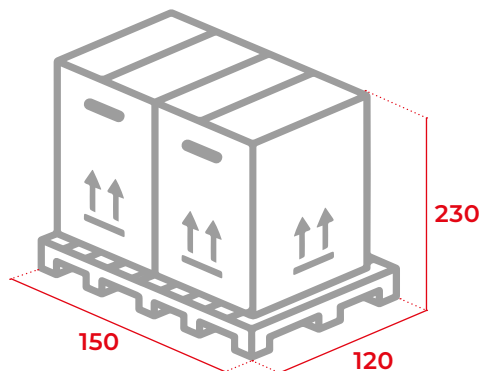
DIAVOLIK STOP >>
and GO!



Pallet Weight:
25 kg

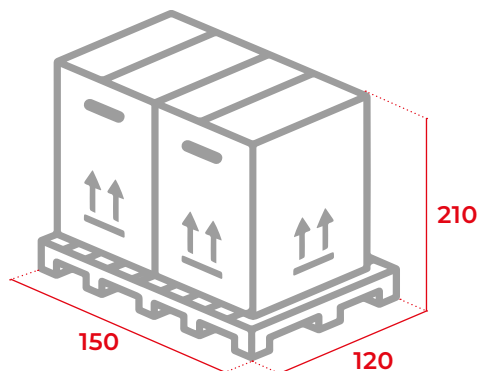
*(With optional winch mounted:
H = 230 cm)

FARMER MULTISE >>



Pallet Weight:
25 kg

MAGIK MULTISE >>



Pallet Weight:
25 kg

EL

Electric engine



V.PF

Fixed PTO pump



VS

Gasoline engine



«**KATANA 700**



CUTTING DEPTH
Ø 22 / Ø 28 cm



SAW BLADE AT CHOICE
Ø 600 / Ø 700

EL

Electric engine



V.PF

Fixed PTO pump



«**KATANA 750**



CUTTING DEPTH
max Ø 30 cm



SAW BLADE
Ø 750 (90 teeth)

Kombi

Fixed PTO pump + EL engine



VS

Gasoline engine



EL

Electric engine



V.PF

Fixed PTO pump



«**TANDEM**



CUTTING DEPTH
Ø 30 cm



SAW BLADE
Ø 750 (90 teeth)

Kombi

Fixed PTO pump + EL engine




«KATANA

700 // 750




«TANDEM

max
Ø 28 cm



Ø 600 mm
Ø 700 mm



KATANA⁷⁰⁰

■ = Included as standard // □ = Not available // * = Optional

MODEL	KATANA 700				
Max. cutting diameter	Ø 22 cm	Ø 28 cm			
Widia blade 30 mm dia. hole <u>included</u>	Ø 600 mm	Ø 700 mm			
Blade revs (rpm)	1600	1400			
ITEM No.	K70.100	K70.101	K70.102	K70.103	K70.104
Power supply: EL = electric (SI), V.PF = tractor, VS = gasoline	EL 230 Volt	EL 230 Volt	EL 400 Volt	V.PF 450 rpm	VS 1400 rpm
Power required (HP / kW)	3 / 2.2	3 / 2.2	5 / 3.7	11 / 8	9 / 6,7
Flywheel mounted on the electric engine	*	■	*	□	□
Blade stop brake	■	■	■	■	■
3-point connector 1 st - 2 nd cat.	□	□	□	■	□
Cut adjuster	■	■	■	■	■
Full wheels (dia. mm)	300	300	300	300	300
Working dimensions (L x W x H cm)	110 x 130 x 115	110 x 130 x 115	110 x 130 x 115	110 x 130 x 110	100 x 135 x 110
Weight (kg)	130	142	133	131	180
Price					

Shipping Dimensions / Weights: page 46

OPTIONAL ACCESSORIES					
Description	Steel blade		Flywheel	Thrust roller	Cardan shaft
Item No.	DA.600.30	DA.700.30	D.280.19	D.60.120	600.059
K70.100	*	---	*	*	□
K70.101	---	*	■	*	□
K70.102	---	*	*	*	□
K70.103	---	*	□	*	*
K70.104	---	*	□	*	□
Price					

Saw Benches

Super compact for private use!

KATANA » 700



Switch with release coil, thermal protection and brake

Safety cover of the cutting area
(Exclusive THOR system)

Transmission with flat belt for better performance and overload protection




Exceptional performance for 230 Volt model with 700 mm dia. blade thanks to the flywheel

Lever for unlocking the bench movement
(Exclusive THOR system)



Handle height adjustment for the action of the bench



Oscillating bearings mounted on the fulcrum

Full transport wheels 300 dia., as standard

Multipurpose extension for:

Support for logs being cutted

Handle for short distances



Cutting length adjustment



Transmission with aluminum gearbox for tractor model

Support for cardan shaft

Supporting logs swinging bench with insider anti rolling device

Emergency braking device for models with PTO
(Exclusive THOR system)

OPTIONAL

Cardan shaft. *ITEM No. 600.059*

3-point connector 1st - 2nd cat. for tractor models



max
Ø 30 cm



Ø 750 mm
(90 teeth)







KATANA 750

MODEL	KATANA 750			
Max. cutting diameter	Ø 30 cm			
Widia blade 30 mm dia. hole <u>included</u>	Ø 750 mm			
Blade revs (rpm)	1400			
ITEM No.	K75.101	K75.103	K75.104	K75.105
Alimentation: EL = electric (S6), V.PF = tractor, Kombi , VS = gasoline	V.PF 540 rpm	EL 400 Volt	Kombi (EL 400 V + V.PF)	VS 3200 rpm
Power required (HP / kW)	25 / 18	12 / 9	7.5 / 5.5 - 25 / 18	13 / 9.55
Blade stop brake	■	■	■	■
3-point connector 1 st - 2 nd cat.	■	■	■	---
Cut adjuster and discharge conveyor for conveyor belt	■	■	■	■
Side foldable logs feed	■	■	■	■
Full wheels (Ø mm)	400	400	400	400
Working dimensions (W x L x H cm)	170 x 170 x 120			170 x 215 x 120
Weight (kg)	257	325	300	350
Price				

■ = Included as standard // □ = Not available // * = Optional

Shipping Dimensions / Weights: page 46

OPTIONAL ACCESSORIES				
Description	Steel blade	Thrust roller	Pneumatic wheels Ø 400	Cardan shaft with safety bolt
Item No.	DA.750.30	D.60.120	200.193.K	600.125
Electric	*	*	*	□
Tractor	*	*	*	*
Kombi	*	*	*	* (V.PF)
Gasoline	*	*	*	□
Price				

Great stability for industrial and agricultural use!



KATANA » 750

Emergency braking device for models with PTO
(Exclusive THOR system)

Switch with release coil, brake and thermal protection

Safety cover of the cutting area
(Exclusive THOR system)

Lever for unlocking the bench movement
(Exclusive THOR system)

OPTIONAL: Thrust roller

Handle height adjustment for the action of the bench

Self-lubricating bushings mounted on the fulcrum of the swing tank

Side feed mounted on bearings, with vertical stop position for transport

Transmission with low friction XPA belts (3 belts)

OPTIONAL: Cardan shaft with safety bolt

3-point connector 1st - 2nd cat. as standard on all models

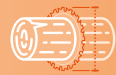
Cut adjuster and discharge conveyor as standard (already pre-set for conveyor belt).

Full transport wheels mm 400 dia. as standard
OPTIONAL: pneumatic wheels mm 400 dia.

max
Ø 30 cm



Ø 750 mm
(90 teeth)


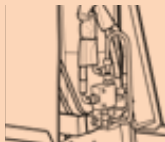

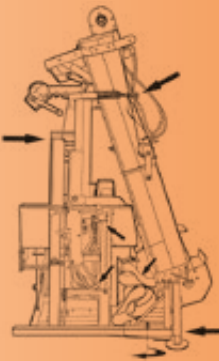


TANDEM

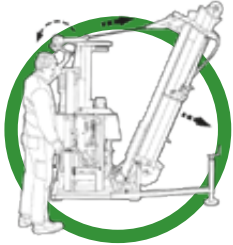
MODEL	TANDEM			
Max. cutting diameter	Ø 30 cm			
Widia sawblade hole 30 mm dia. <u>included</u>	Ø 750 mm			
Blade revs (rpm)	1400			
Conveyor belt	4 m		5 m	
Width x Length	0.25 x 3.70 m		0.25 x 4.70 m	
Max. discharge height at 45°	2.40 m ~		3.10 m ~	
ITEM No.	K76.101	K76.103	K76.104	K76.111
Power supply saw benches and belt: V.PF = tractor, EL = electric (S6), Kombi	V.PF 540 rpm	EL 400 Volt	Kombi (EL + V.PF)	V.PF 540 rpm
Power required (HP / kW)	25 / 18	12 / 9	7.5 / 5.5 - 25 / 18	25 / 18
Blade stopping brake	■	■	■	■
3-point connector 1 st - 2 nd cat.	■	■	■	■
Cut adjuster and discharge conveyor for conveyor belt	■	■	■	■
Side foldable logs feed	■	■	■	■
Transport height with closed belt (m)	2.50	2.50	2.50	3.50
Working dimensions (W x L x H cm)	170 x 450 x 250 (with belt at 45° / 4 m)			
Weight (kg)	500	510	550	530
Price				

■ = Included as standard // □ = Not available // * = Optional

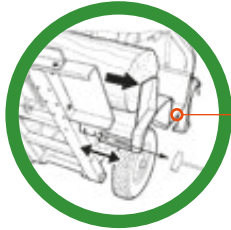
Shipping Dimensions / Weights: page 46

OPTIONAL ACCESSORIES				
Description	Cardan shaft with safety bolt	Speed adjuster for belt	Extension kit for 5 m belt not assembled (Tandem: 4 m)	
Item No.	600.125	853.033.K	853.020.K	
Tractor (V.PF)	*	*	*	
Electric	□	*	*	
Price				Transport position

Saw bench with conveyor belt for industrial and agricultural use!



Manual winch for height positioning of conveyor belt



Cut adjuster and discharge for conveyor belt



Hydraulic conveyor belt

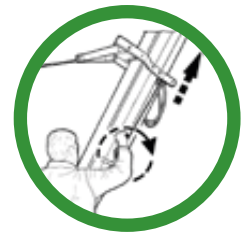


Emergency braking device for models with PTO

(Exclusive THOR system)

Safety cover of the cutting area
(Exclusive THOR system)

Belt extraction by manual winch



Side feed mounted on bearings, with vertical rest position for transport

Handle height adjustment for the action of the bench

Lever for unlocking the bench movement
(Exclusive THOR system)

Stabilizing foot, retractable for storage



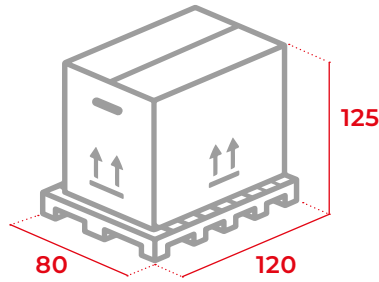
SAW BENCHES

Shipping dimensions (overall dimensions in cm) // Pallet Weight

KATANA »»700

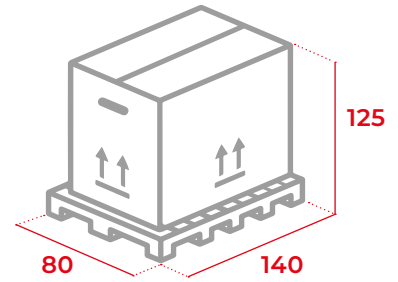


EL / V.PF versions



Pallet Weight: 25 kg

VS version

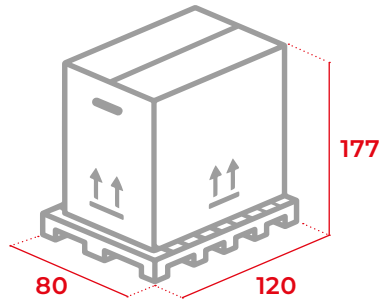


Pallet Weight: 25 kg

KATANA »»750

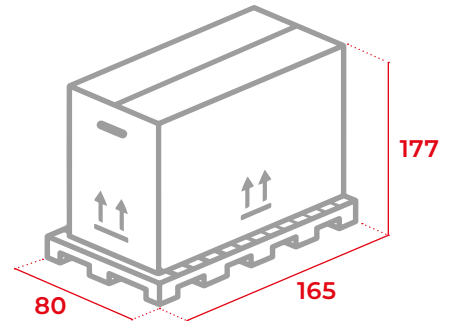


V.PF / EL / KOMBI versions



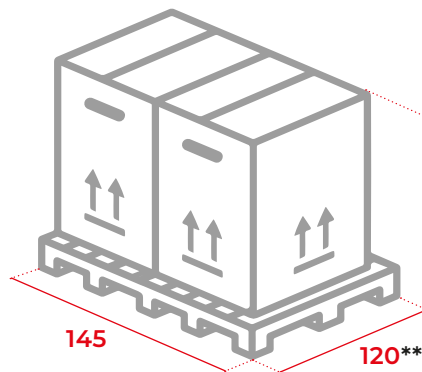
Pallet Weight: 25 kg

VS version



Pallet Weight: 25 kg

TANDEM »»



Pallet Weight:
25 kg

***V.PF version - Cod. 76.III:**

- Saw benches height = 215 cm
- Belt dimensions = 340 x 70 x 70 cm

****EL version - Cod. 76.103:**

- Packaging depth = 128 cm

250*

145

120**



NOTES

A series of horizontal dotted lines for writing notes, spanning the width of the page below the 'NOTES' header.

OTHER MACHINES OF OUR PRODUCTION

MAGIKA UNIVERSAL SERIES CUT-SPLIT-LOAD

Splitting force 12 - 16 - 18 Ton.
Cutting diameter from 32 to 38 cm with chainsaw bar
Powered with EL engine, PTO pump for tractor,
Kombi or petrol
Conveyor belt 2.50 - 4 - 5 m to be choiced



REVOLVER SERIE DRUM SAW MACHINE

Cutting diameter 18 cm with widia blade.
Exclusive **"Andrea's last system"**.
2 loading channels + 1 for cutting (**Exclusive THOR system**)
with mechanical log blocking prior of the cut





© 2023 - THOR

All rights reserved.

Any use of any image must be authorized in advance by **THOR**.

The images and information contained in this catalog are in no way binding and can be modified at any time by the manufacturer without notice.

No liability is accepted for any incorrect data reported in this publication.




From 1977

MAKE INNOVATION IS OUR PASSION



RICCA ANDREA & C. snc

 12022 Busca - ITALY
Via Vecchia di Cuneo, 57

 Tel. +39.0171.946709

 www.thor-italy.com
vendite@thor-italy.com

