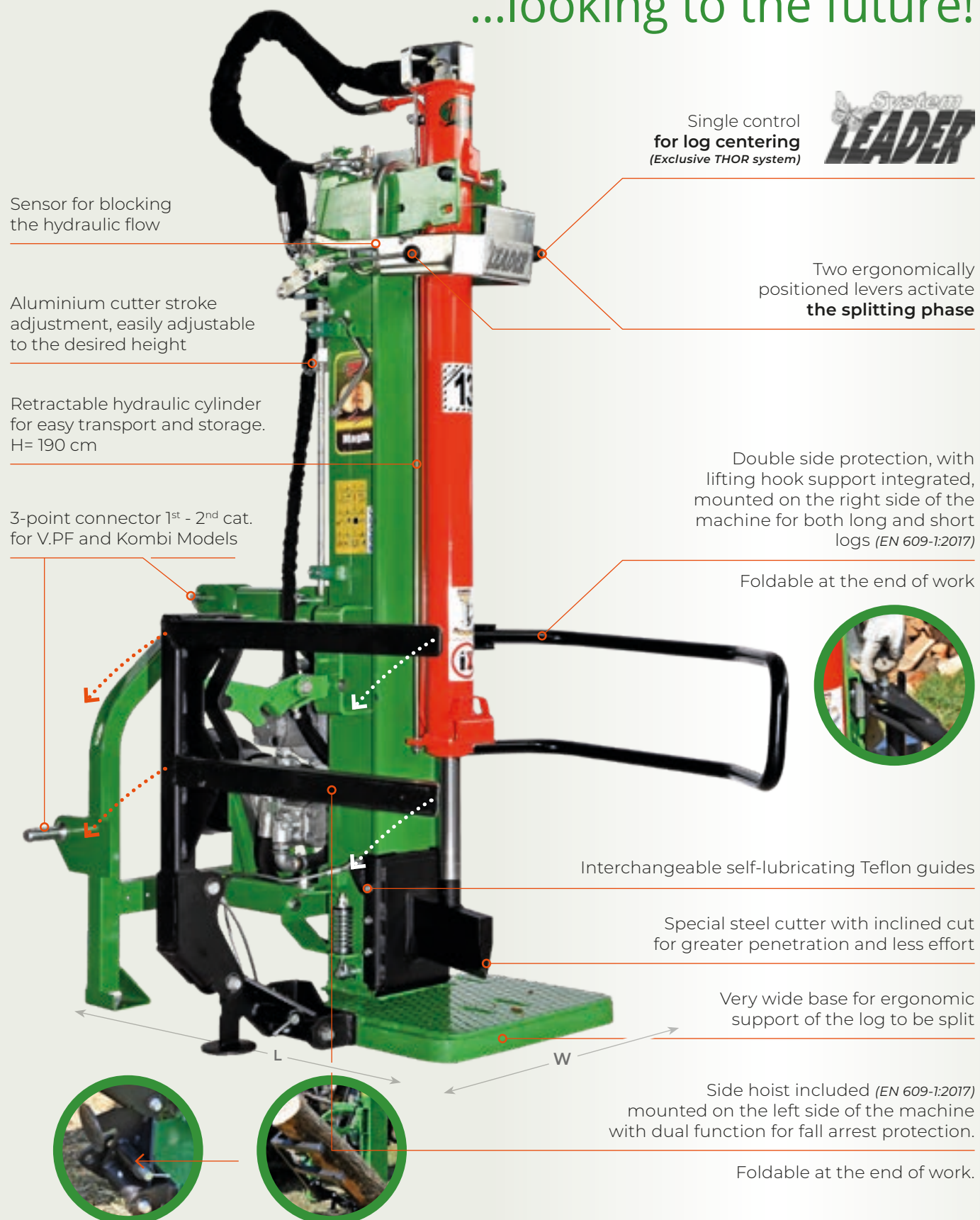


MAGIK

A sure and innovative choice
...looking to the future!



OPTIONALS



OPTIONAL

Manual winch.
It can drag logs up to
250 kg in weight from
a distance of 20 m
(Exclusive THOR system)

OPTIONAL

Table for cutting 50 cm
with lateral extension,
**pedal control for the
centering phase**
and container to lift
the logs on the split
board.

OPTIONAL

Timber tong

OPTIONAL

Lifting hook

OPTIONAL

Pulley to pull
from the bottom

MAGIK >

13 ton
18 ton
20 ton

max
124 cm

min → max
5 → 90 cm

System
LEADER




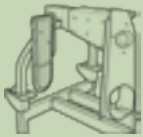
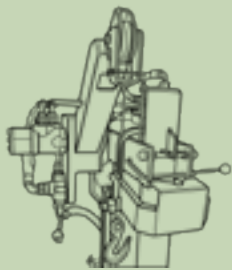
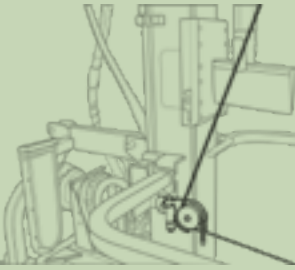



MAGIK

MODEL	MAGIK					
Splitting height / Cutter stroke	124 cm / 114 cm (adjustable)					
Hydraulic oil tank	22 lt					
Splitting force	13 ton					
ITEM No.	34.101	34.102	34.103	34.104	34.105	34.106
Power supply V.PF = tractor EL = electric, VS = petrol, Kombi	V.PF 540 rpm	EL 230 Volt	EL 400 Volt	VS 3200 rpm	Kombi EL 230 V + V.PF	Kombi EL 400 V + V.PF
Power required (HP / kW)	22 / 16	3 / 2.2	5.5 / 4	9 / 6.7	3 / 2.2 - 22 / 16	5.5 / 4 - 22 / 16
Working pressure (bar) <i>DP = double pump</i>	260	250 / DP	250	250 / DP	250 / DP x EL	250
1 st cutting speed (cm/sec)	9	7	6	8	7 - 6	6 - 6
2 nd cutting speed (cm/sec)	28	22	19	25	22 - 18	19 - 18
Return speed (cm/sec)	13	10	9	11.5	10 - 8.5	9 - 8.5
Rotation speed in rpm	450	2800	1400	3200	2800 - 450	1400 - 450
Wheels (Ø mm) <i>F = full / PN = pneumatic</i>	250 F *	400 PN ■	400 PN ■	400 PN ■	250 F *	250 F *
3-point connector 1 st - 2 nd cat.	■	□	□	□	■	■
Working dimensions (W x L / H = 295 cm)	115 x 125	115 x 100	115 x 100	115 x 130	115 x 125	115 x 125
Weight (kg)	380	368	368	388	408	408
Price						

■ = Included as standard □ = Not available // * = Optional

Shipping Dimensions / Weights: pages 36-37

OPTIONAL ACCESSORIES (For descriptions and technical data see pages 28-29)

					
Lifting hook	60° cutter	Cardan shaft	Chainsaw holder	Manual winch Pulling force: 250 kg	Pulley to pull from the bottom
					
Transport trolley, Full wheels 250	Board 50 cm with pedal, extension and container	Timber tong			

With the **System-LEADER (Exclusive THOR system)** controls you can carry out the cutter approach stage and center the logs with one hand free (if you use the board you can use the pedal for the approach stage while both hands are free!). Once the log has been centered and clamped in the desired position, the two control levers are used in order to carry out the splitting operation.

CONTROLS AS STANDARD



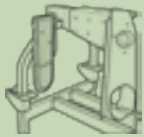
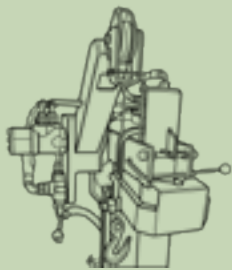
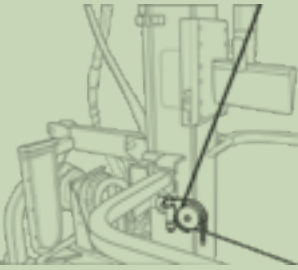





MODEL	MAGIK				
Splitting height / Cutter stroke	124 cm / 114 cm (adjustable)				
Hydraulic oil tank	23 lt			38 lt	
Splitting force	18 ton			20 ton	
ITEM No.	36.101	36.102	36.104	36.103	36.110
Power supply V.PF = tractor EL = electric, VS = petrol, Kombi	V.PF 540 rpm	EL 400 Volt	VS 3200 rpm	Kombi EL 400 V + V.PF	V.PF 540 rpm
Power required (HP / kW)	24 / 18	7.5 / 5.5	13 / 9.55	7.5 / 5.5 - 24 / 18	27 / 20
Working pressure (bar) <i>DP = double pump</i>	280	280 / DP	280 / DP	280 / DP x EL	315
1 st cutting speed (cm/sec)	7	6.6	6	6.6 - 7	7
2 nd cutting speed (cm/sec)	16	15	14	15 - 16	16
Return speed (cm/sec)	13	12	11	12 - 13	13
Rotation speed in rpm	450	1400	3200	1400 - 450	450
Wheels (Ø mm) <i>F = full / PN = pneumatic</i>	250 F *	500 PN ■	500 PN ■	250 F *	□
3-point connector 1 st - 2 nd cat.	■	□	□	■	■
Working dimensions (W x L / H = 295 cm)	115 x 125	115 x 120	115 x 130	115 x 125	115 x 125
Weight (kg)	414	450	455	465	447
Price					

■ = Included as standard // □ = Not available // * = Optional

Shipping Dimensions / Weights: pages 36-37




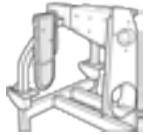


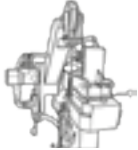


OPTIONAL ACCESSORIES (For descriptions and technical data see pages 28-29)

			ATTENTION: the winch can be mounted on Kombi models only if the machine is connected to the tractor's 3-point hitch!		
Lifting hook	Cardan shaft	Chainsaw holder		Manual winch Pulling force: 250 kg	Pulley to pull from the bottom
					
Transport trolley, Full wheels 250	Board 50 cm with pedal, extension and container	Timber tong			



TOPLINE *family* // > OPTIONAL

DO YOU NEED A CUSTOMIZED CONFIGURATION...?

MAGIK	Item No.	Tractor	Electric Petrol	Kombi	PRICE
 Lifting hook	845.201	*	*	*	
 60° cutter (13 ton)	845.056.K	*	*	*	
 Cardan shaft	600.059	*	□	* V.PF	
 Chainsaw holder	845.202.K	*	□	*	
 Transport trolley	845.084.K	*	□	*	
 Board 50 cm with pedal, extension and container	845.250.K	*	*	*	
 Manual winch	845.184.K (13 / 18 ton)	*	□	* V.PF	
	845.190.K (20 ton)				
 Timber tong	845.204	*	□	* V.PF	
 Pulley to pull from the bottom	845.205.K	*	□	* V.PF	

* = Optional // □ = Not available





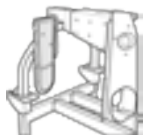

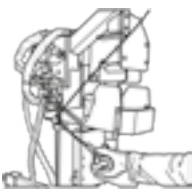



SPLITTING HEIGHT WITH BOARD 50 CM

Board **50 cm** with lateral
extension, **pedal control**
for the centering
phase and container to
lift the logs on the split
base.

ACCESSORIES



CHOOSE BETWEEN OPTIONAL ACCESSORIES!

DIAVOLIK <small>STOP and GO!</small>	Item No.	Tractor	Electric	Kombi	PRICE
 Lifting hook	845.201	*	*	*	
 Cardan shaft	600.059	*	□	* V.PF	
 Chainsaw holder	845.202.K	*	□	*	
 Board 50 cm with pedal, extension and container	891.056K	*	*	*	
 Manual winch	891.021.K	*	□	* V.PF	
 Radio controlled winch	891.018.K	*	□	* V.PF	
 Timber tong	845.204	*	□	* V.PF	
 Pulley to pull from the bottom	845.205.K	*	□	* V.PF	

* = Optional // □ = Not available




The innovative **“NOT REVERSE Winch”** exclusive THOR system allows the drum to stop automatically when the cable is completely unwound or when it is completely rewound, without operating errors.

TECHNICAL DETAILS

- Hydraulic power supply from an existing plant.
- Manual control valve with automatic cable outlet.
- Cable with hook included. Terminal equipped with safety lock.
- 180° rotating pulley included.

Attention:
this winch can also be mounted on the log splitters of our previous versions or on log splitters not manufactured by us.

Attention:
the winch can be mounted on Kombi models only if the machine is connected to the tractor's 3-point hitch!



Manual or remote controlled winch.

expedition DATA

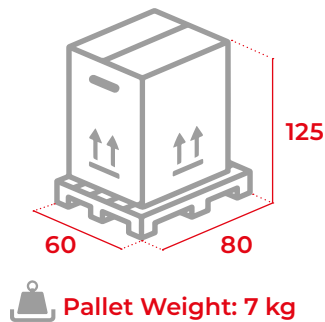
DIMENSIONS & WEIGHTS

Shipping dimensions (overall dimensions in cm) // Pallet Weight

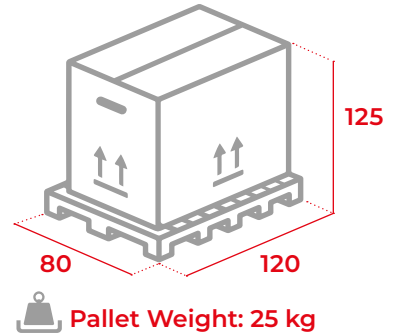
ALPINO



EL version



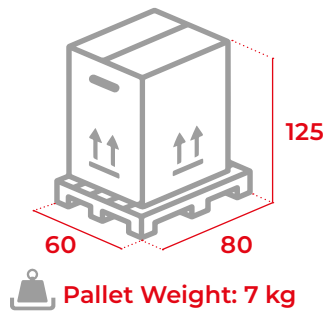
VS version



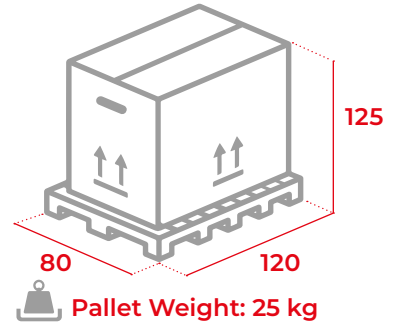
MIGNON



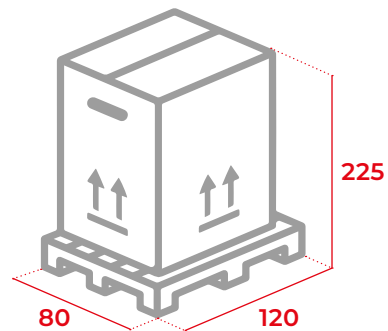
EL version + HVP



VS version + KOMBI

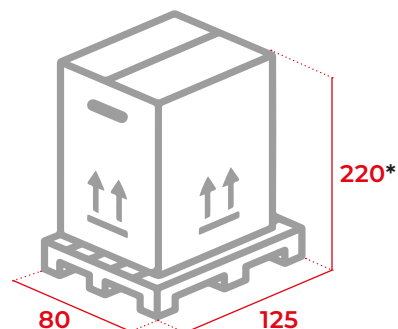


FARMER



Pallet Weight: 25 kg

FARMER
DIAVOLIK



Pallet Weight: 25 kg

*(With optional winch mounted: H = 230 cm)

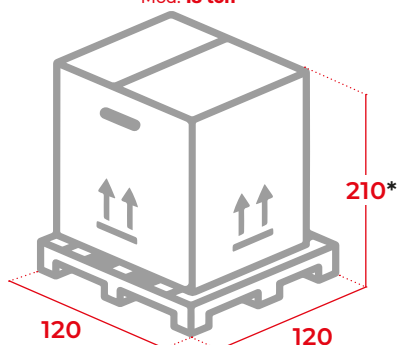
Hydraulic LOG SPLITTERS

Shipping dimensions (overall dimensions in cm) // Pallet Weight

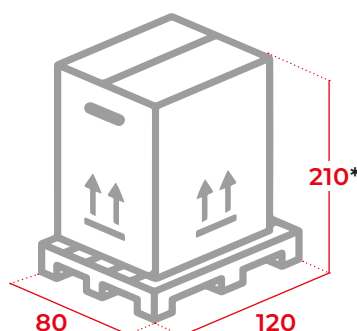
MAGIK >>



Only **VS** version (Petrol)
Mod. 18 ton



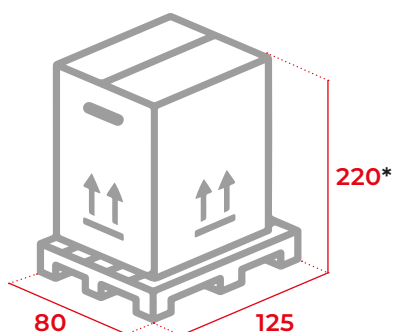
All other versions
Mod. 13 / 18 / 20 ton



Pallet Weight:
25 kg

*(With optional
winch mounted:
H = 218 cm)

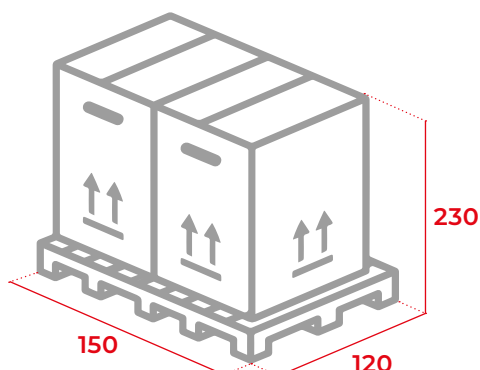
DIAVOLIK STOP >>
and GO!



Pallet Weight:
25 kg

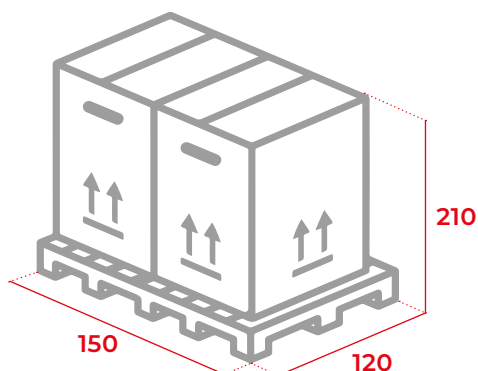
*(With optional
winch mounted:
H = 230 cm)

FARMER MULTISE >>



Pallet Weight:
25 kg

MAGIK MULTISE >>



Pallet Weight:
25 kg